






Rotor program

Fixed angle rotors

All products consist of aluminium, black anodized.

Tel. 051501153
www.favs.it • info@favs.it

Vessel			Rotor			
Nominal volume	Dimensions	Description Standard Features	Vessels per rotor	Rotors per unit	Part no. Configuration Setting angle (Reference: vertical)	
(ml)	Ø x length (mm)		(pcs.)	(pcs.)		
0.2	6 x 20	Eppendorf	72	3	110283	Solid rotor 45°
0.5 0.75	7.9 x 28	Eppendorf	54	3	124554¹⁾	Solid rotor 45° 
1.5 2.2	10.8 x 38	Eppendorf	36	3	124552	Solid rotor 45° 
ca. 2.0	12 x 36	with flat bottom	36	3	110369	Solid rotor 40° 
2.0 4.0	11.6x 32 12.7 x 46	with flat bottom both vessel types can be used simultaneously	36	2	110507	Solid rotor (combination rotor) 28° 
5.0	14.7 x 45	with flat bottom	30	2 ⁴⁾	110391⁴⁾	Solid rotor 30° 
5.0	16.5 x 35	with flat bottom, front-side thread Ø 18 mm x 6 mm	24	3	110392¹⁾	Solid rotor 40°

Rotor program

Vessel			Rotor		
Nominal volume	Dimensions	Description Standard Features	Vessels per rotor	Rotors per unit	Part no. Configuration Setting angle (Reference: vertical)
(ml)	Ø x length (mm)		(pcs.)	(pcs.)	
5.0 7.0	12.5 x 75 - 85	with round bottom	48	1	124562 Disc rotor 30° 
8.0 10.0	12 – 13 x 100 – 120	with round bottom	36	1	124563 Disc rotor 25° 
9.0	16.5 – 17 x 60 – 120	with round or flat bottom	24	1	124564 Disc rotor 20° 
10.0	19 – 20.5 x 40 – 48		24	2	124582 Disc rotor 23°
10.0 12.0 15.0	16 – 16.5 x 80 – 125	with round bottom, Falcon	24	1	124566 Disc rotor (reversible rotor) 20° 
15.0	18 x 100 or 18 x 125	with round bottom	36 or 27	1	110515 Disc rotor 20° 
20.0	26.6 – 28 x 55 – 71	with flat bottom	16	1	112460 Disc rotor 25° 

Vessel			Rotor			
Nominal volume	Dimensions	Description Standard Features	Vessels per rotor	Rotors per unit	Part no.	
(ml)	Ø x length (mm)		(pcs.)	(pcs.)	Configuration Setting angle (Reference: vertical)	
30.0	24 x 105 – 120 or 25 x 105	with round bottom	12	1	124575 Disc rotor 25°	
50.0	29.5 – 30 x 115 – 120	Falcon	8	1	124580 Disc rotor 30°	
50.0	34.5 x 100 – 120		8	1	124584 Disc rotor 28°	
60.0	27.1– 28.5x 104 – 140		12	1	124581 Disc rotor 18°	
100.	45 x 100 – 120		6	1	124595 Disc rotor 28°	
--	outside: 50 x 20		--	--	110393 Distance ring	

¹⁾ In order to use two rotors, a distance ring, part no. 110393 can be installed to ensure equal evaporation between the two rotors.

²⁾ Only in conjunction with fixed-angle disc rotor, part no. 124562

³⁾ Delivery time on request, subject to technical relations.

⁴⁾ In order to use two rotors, a distance ring, part no. 110393, must be installed between the rotors.


⁵⁾ Only in conjunction with fixed-angle disc rotor, part no. 124575

⁶⁾ Only in conjunction with fixed-angle disc rotor, part no. 110515

Rotor program

Swing-out rotors

All products included in this table consist of aluminium, black anodized.

Vessel			Remarks	Part no.	
Quantity (pcs.)	max. dimensions W x D x H (mm)	Description		Configuration	Setting angle (reference: vertical)
2	86.5 x 128.5 x 20.3	Mikrotitre plate	Basic rotor	124600	
				Swing-out rotor with 2 carriers 90° (swinging out fully)	
2	86.5 x 128.5 x 44.0	Deepwell plate	Set	124561	
			Caution: Use rotor no. 124601 only in conjunction with the rotor shaft with mag- netic coupling Nr. 112280!	Swing-out rotor with 2 carriers for deepwell plates no. 124601, incl. rotor shaft with magnetic coupling no. 112280	
				90° (swinging out fully)	